



Storm Doors for life.

Find a Door

Gallery of Ideas

Features

Your Questions

Interior Collection

Dealer Locator

Online Ordering

About Us

Warranty Information

Contact Us

[Find a Door](#) | [Browse Product Line](#) | [Parts & Accessories](#)

Find A Door

Your search has resulted in **1** matches.

Start Over

Model No.	Description			
349-20		Color(s):	White Almond Sandstone Hunter Green Granberry Black	Warranty: Limited Lifetime
		Size:	Standard	Deco Glass: No
		Door Style:	Full-View	Overlap: Yes
		Ventilation:	None - Security	Grids: No
		Handle:	Brass	Price Range: Premium

[Click here](#) for more information on this door.

[[Find a Door](#) | [Gallery of Ideas](#) | [Features](#) | [Your Questions](#) | [Dealer Locator](#) | [Online Ordering](#) | [About Us](#) | [Warranty Information](#) | [Contact Us](#) | [Privacy Policy](#) | [Home](#)]

Larson Manufacturing Company, © Copyright 1997-2006.
Brookings, SD. USA. All Rights Reserved.

Old Town Gateway Storm Doors Front

Larson Storm Door specifications

Full view:

White frame:

Plain glass-Clear

Full-View Storm Doors

Larson full view doors offer style and sophistication. The full glass feature allows maximum light into the home and enhances any entrance. Most full view models include an interchangeable screen that allows you to switch between full glass or full screen. Larson offers a large selection of full view doors that are one of a kind in beauty and protection.

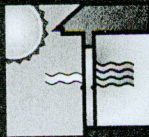
If Larson doors are not available the replacement must meet their standards;

- 1-5/8" thick aluminum
- Overlapping frame with heavy-duty double weather stripping conceals hinges and gaps
- Glass and full screen interchange
- Installation screw covers hide exterior screws




FULLVIEW STORM DOORS


From the sophistication of Signature Series to the extreme protection of SecureElegance, our Fullview Storm Doors are one of a kind, exclusively available from Larson.




Makes your entrance up to 45% more energy efficient



REVERSA-HINGE™
for right or left installations



Bottom expander conforms to uneven sills. Finishes vary by model



Security

DURABILITY Premium 1 5/8 in. aluminum frame
Two color-matched closers
Installation screw covers

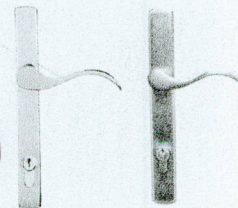
ENERGY EFFICIENCY KeepSafe® Glass blocks 99% of UV rays
Twice as thick for added insulation
Reduces outside noise
WeatherPlus overlapping edge
Two layers of weatherstripping



SECURITY Multi-point lock secures in 3 places
KeepSafe® glass with protective security shield inner layer

HANDLE CHOICES

Matching interior and exterior lever handle in brass or brushed nickel



	SIZE	COLOR	WARRANTY
SecureElegance			 \$1000 Break-In Protection Warranty
Brass Brushed Nickel	32 in. x 81 in. 36 in. x 81 in.	White, Almond, Sandstone, Black, Hunter Green, Cranberry	



Lowes 703 765 8011 Javier

FREE

Reverso en español



Let's Build Something Together™



America's #1 Selling Storm Door